











SPOTlight: School Year 2022-2023

Academy at Palumbo			
School Code	2620	Principal Name	Kiana Thompson
Sector	District	Address	1100 Catharine St
Network	Network 1	Phone	215 400 8130
Report Type	High School	Admission Category	Criteria Based
Receives K8 Report	No	October 1 Enrollment	1177
Grades in Report	9 12		
Website	palumbo.philasd.org		

School Performance Outcomes Table

CONDITIONS FOR SUCCESS				
Metric Name	2021-22 Results	2022-23 Results	2022-23 Progress	Metric Description
Student Attendance	85.2%	86.7%	+1.5 %-pts 	Percentage of students attending 90% or more of instructional days
Teacher Attendance	83.0%	94.7%	+11.7 %-pts 	Percentage of teachers attending 90% or more of work days
Student Dropouts (Grades 9-12)	17	35	+18 	Number of students no longer enrolled, and who did not transfer or graduate
Graduation Rate (4-Year Cohort)	97.0%	97.5%	+0.5 %-pts 	Percentage of students graduating high school within four years of first-time enrollment in 9th grade

ACADEMIC GOALS						
Metric Name	2018-19 Results*	2022-23 Results	2022-23 Progress	2018-19 Results*	2022-23 Results	2022-23 Progress
Goal 4: Best by 11th Grade	Keystone Proficient or Advanced			Keystone Below Basic		
Algebra 1	82.6%	72.7%	-9.9 %-pts 	0.5%	2.1%	+1.6 %-pts 
Biology	84.7%	61.0%	-23.7 %-pts 	4.8%	5.7%	+0.9 %-pts 
Literature	96.3%	92.7%	-3.7 %-pts 	1.1%	0.4%	-0.7 %-pts 

* Due to COVID-19 pandemic-related test cancellations and exemptions, Keystone results for 2022-23 are compared to pre-pandemic (2018-19) performance.

Metric Name	2021-22 Results	2022-23 Results	2022-23 Progress	Metric Description
Goal 5: Grade 12 CTE	NOCTI Competent or Advanced			
NOCTI	Insufficient Sample			Percentage of students passing the industry standards assessment specific to each Career and Technical Education (CTE) program

All SPOTlight indicator colors are based on unrounded changes in results. Percentage point changes are rounded to the nearest tenth for display.

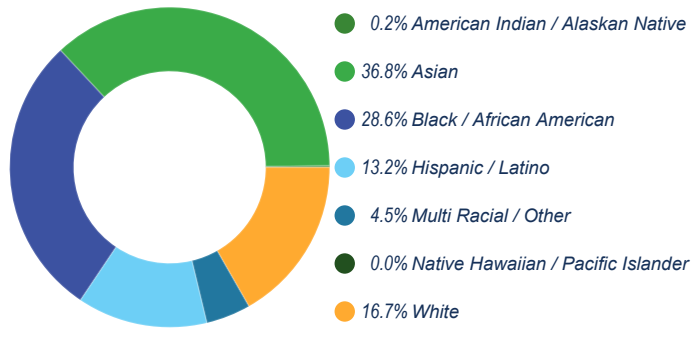
SPOTlight Legend:	Improving 	Maintaining 	Not Improving 
-------------------	---	--	---

Academy at Palumbo

2022-2023 SCHOOL PROGRESS REPORT ON EDUCATION AND EQUITY

School Code | 2620 Sector | District Network | Network 1
 Principal Name | Kiana Thompson
 Address | 1100 Catharine St Phone | 215-400-8130
 Website | palumbo.philasd.org Report Type | High School
 Grades in Report | 9-12
 Admissions Category | Criteria-Based
 Receives K8 Report | No Oct 1 Enrollment | 1177

Student Enrollment and Demographics



1181 # of Students Served Over the Full Year	3.4% % of Students with IEPs
6.5% % of Students Identified as English Learners	63.7% % of Students Identified as Economically Disadvantaged

Student Attendance

64.9% % of Students Attending at Least 95% of Instructional Days	86.7% % of Students Attending at Least 90% of Instructional Days
--	--

Score Level	Performance	Improvement	Level
Not Applicable for 2022-2023	Black / African American		
Performance Insufficient Data for Score	Insufficient Data for Score	Insufficient Data for Score	NA
	Hispanic / Latino		
Improvement Improving in 2 out of 12 Eligible Metrics 16.7%	Insufficient Data for Score	Insufficient Data for Score	NA
	Multi Racial / Other		
Goal Performance (All Students)	Insufficient Data for Score	Insufficient Data for Score	NA
Four-Year Cohort Graduation Rate	White		
Score: 97.5%	Insufficient Data for Score	Insufficient Data for Score	NA
MAINTAINING +0.5 From Prior Year	American Indian / Alaskan Native		
GOAL 4 Keystone: % of Students Proficient or Advanced on All 3 Keystones, Grade 11 Score: 55.7%	Insufficient Data for Score	Insufficient Data for Score	NA
	Asian		
NOT IMPROVING -19.6 From Prior Year	Native Hawaiian / Pacific Islander		
GOAL 5 % of 12th Grade CTE Students Meeting Industry Standards Insufficient Sample	Insufficient Data for Score	Insufficient Data for Score	NA
	English Learners		
<ul style="list-style-type: none"> Improving Maintaining Not Improving Not Applicable 	Insufficient Data for Score	Insufficient Data for Score	NA
	Students with IEPs		
	Insufficient Data for Score	Insufficient Data for Score	NA
	Economically Disadvantaged		
	Insufficient Data for Score	Insufficient Data for Score	NA

Climate, Culture & Opportunity

Conditions for Success

School Code | 2620 School Name | Academy at Palumbo

% of Students Attending 90%+ of Days

All Students

1181 Students

Score: 86.7%



IMPROVING

+1.5 From Prior Year



% of Students Attending

Greater Than 95% of Instructional Days

64.9%

90-95% of Instructional Days

21.9%

85-90% of Instructional Days

6.9%

80-85% of Instructional Days

2.7%

Less than 80% of Instructional Days

3.6%

Number of Dropouts

All Students

Grades 9-12

Students: 35

NOT IMPROVING

+18.0 From Prior Year



% of Students Receiving Zero Out-of-School Suspensions

All Students

1181 Students

Score: 99.4%



MAINTAINING

+0.1 From Prior Year



* Schools that are performing at the most positive value for a metric automatically receive a label of "Improving", even if no change in performance occurred.

Climate, Culture & Opportunity

Conditions for Success

School Code | 2620 School Name | Academy at Palumbo

% of Teachers Attending 90%+ of Days

All Teachers

57 Teachers

Score: 94.7%



IMPROVING

+11.7 From Prior Year



Additional Teacher Metrics

18.8%

% of Teachers Rated as Distinguished

81.3%

% of Teachers Rated as Proficient

93.1%






Year-to-Year Teacher Retention

* Schools that are performing at the most positive value for a metric automatically receive a label of "Improving", even if no change in performance occurred.

College & Career: Every Student Graduates Ready for College and Careers

Conditions for Success

School Code | 2620 School Name | Academy at Palumbo













Four-Year Cohort Graduation Rate	Other Key Metrics		
<p>All Students 233 out of 239 Students</p> <p>Score: 97.5%</p> <p>MAINTAINING +0.5 From Prior Year </p>	<p>98.4% Ninth-Grade On-Track Rate</p> <p>87.1% First-Fall Matriculation</p> <p>52.9% % of Students Completing the FAFSA by End of 12th Grade</p>		
<p>Black / African American 84 out of 86 Students</p> <p>Score: 97.7%</p> <p>IMPROVING +2.2 From Prior Year </p>			
<p>Hispanic / Latino</p> <p>Insufficient Sample</p>			
<p>Multi Racial / Other</p> <p>Insufficient Sample</p>			
<p>White 36 out of 39 Students</p> <p>Score: 92.3%</p> <p>NOT IMPROVING -5.1 From Prior Year </p>			
<p>American Indian / Alaskan Native</p> <p>Insufficient Sample</p>			
<p>Asian 90 out of 90 Students</p> <p>Score: 100.0%</p> <p>IMPROVING +1.1 From Prior Year </p>			
<p>Native Hawaiian / Pacific Islander</p> <p>Insufficient Sample</p>			
<p>English Learners</p> <p>Insufficient Sample</p>			
<p>Students with IEPs</p> <p>Insufficient Sample</p>			
<p>Economically Disadvantaged 151 out of 153 Students</p> <p>Score: 98.7%</p> <p>IMPROVING +1.8 From Prior Year </p>			

* Schools that are performing at the most positive value for a metric automatically receive a label of "Improving", even if no change in performance occurred.

College & Career: Every Student Graduates Ready for College and Careers

Goal 4 - Keystone Algebra I Proficiency, Grade 11

School Code | 2620 School Name | Academy at Palumbo

Keystone Algebra 1: % of Students Proficient or Advanced, Grade 11	Keystone Algebra 1: % of Students Below Basic, Grade 11
<p>All Students 176 out of 242 Students</p> <p>Score: 72.7%</p> <p>NOT IMPROVING -9.9 From Prior Year </p>	<p>All Students 5 out of 242 Students</p> <p>Score: 2.1%</p> <p>NOT IMPROVING +1.6 From Prior Year </p>
<p>Black / African American 31 out of 59 Students</p> <p>Score: 52.5%</p> <p>Not Applicable No Data Prior Year </p>	<p>Black / African American 3 out of 59 Students</p> <p>Score: 5.1%</p> <p>Not Applicable No Data Prior Year </p>
<p>Hispanic / Latino 22 out of 31 Students</p> <p>Score: 71.0%</p> <p>Not Applicable No Data Prior Year </p>	<p>Hispanic / Latino 1 out of 31 Students</p> <p>Score: 3.2%</p> <p>Not Applicable No Data Prior Year </p>
<p>Multi Racial / Other</p> <p>Insufficient Sample</p>	<p>Multi Racial / Other</p> <p>Insufficient Sample</p>
<p>White 28 out of 43 Students</p> <p>Score: 65.1%</p> <p>Not Applicable No Data Prior Year </p>	<p>White 1 out of 43 Students</p> <p>Score: 2.3%</p> <p>Not Applicable No Data Prior Year </p>
<p>American Indian / Alaskan Native</p> <p>Insufficient Sample</p>	<p>American Indian / Alaskan Native</p> <p>Insufficient Sample</p>
<p>Asian 90 out of 102 Students</p> <p>Score: 88.2%</p> <p>Not Applicable No Data Prior Year </p>	<p>Asian 0 out of 102 Students</p> <p>Score: 0.0%</p> <p>Not Applicable No Data Prior Year </p>
<p>Native Hawaiian / Pacific Islander</p> <p>Insufficient Sample</p>	<p>Native Hawaiian / Pacific Islander</p> <p>Insufficient Sample</p>
<p>English Learners</p> <p>Insufficient Sample</p>	<p>English Learners</p> <p>Insufficient Sample</p>
<p>Students with IEPs</p> <p>Insufficient Sample</p>	<p>Students with IEPs</p> <p>Insufficient Sample</p>
<p>Economically Disadvantaged 119 out of 160 Students</p> <p>Score: 74.4%</p> <p>Not Applicable No Data Prior Year </p>	<p>Economically Disadvantaged 4 out of 160 Students</p> <p>Score: 2.5%</p> <p>Not Applicable No Data Prior Year </p>

* Schools that are performing at the most positive value for a metric automatically receive a label of "Improving", even if no change in performance occurred.

* Due to COVID-19 pandemic-related test cancellations and exemptions, Keystone results for 2022-2023 are compared to pre-pandemic (2018-2019) performance; 2018-2019 subgroup data are not included.

College & Career: Every Student Graduates Ready for College and Careers

Goal 4 - Keystone Biology Proficiency, Grade 11

School Code | 2620 School Name | Academy at Palumbo

Keystone Biology: % of Students Proficient or Advanced, Grade 11	Keystone Biology: % of Students Below Basic, Grade 11
<p>All Students 150 out of 246 Students</p> <p>Score: 61.0% NOT IMPROVING -23.7 From Prior Year </p>	<p>All Students 14 out of 246 Students</p> <p>Score: 5.7% MAINTAINING +0.9 From Prior Year </p>
<p>Black / African American 24 out of 61 Students</p> <p>Score: 39.3% Not Applicable No Data Prior Year </p>	<p>Black / African American 5 out of 61 Students</p> <p>Score: 8.2% Not Applicable No Data Prior Year </p>
<p>Hispanic / Latino 19 out of 31 Students</p> <p>Score: 61.3% Not Applicable No Data Prior Year </p>	<p>Hispanic / Latino 1 out of 31 Students</p> <p>Score: 3.2% Not Applicable No Data Prior Year </p>
<p>Multi Racial / Other</p> <p>Insufficient Sample</p>	<p>Multi Racial / Other</p> <p>Insufficient Sample</p>
<p>White 23 out of 43 Students</p> <p>Score: 53.5% Not Applicable No Data Prior Year </p>	<p>White 5 out of 43 Students</p> <p>Score: 11.6% Not Applicable No Data Prior Year </p>
<p>American Indian / Alaskan Native</p> <p>Insufficient Sample</p>	<p>American Indian / Alaskan Native</p> <p>Insufficient Sample</p>
<p>Asian 80 out of 104 Students</p> <p>Score: 76.9% Not Applicable No Data Prior Year </p>	<p>Asian 3 out of 104 Students</p> <p>Score: 2.9% Not Applicable No Data Prior Year </p>
<p>Native Hawaiian / Pacific Islander</p> <p>Insufficient Sample</p>	<p>Native Hawaiian / Pacific Islander</p> <p>Insufficient Sample</p>
<p>English Learners</p> <p>Insufficient Sample</p>	<p>English Learners</p> <p>Insufficient Sample</p>
<p>Students with IEPs</p> <p>Insufficient Sample</p>	<p>Students with IEPs</p> <p>Insufficient Sample</p>
<p>Economically Disadvantaged 96 out of 162 Students</p> <p>Score: 59.3% Not Applicable No Data Prior Year </p>	<p>Economically Disadvantaged 10 out of 162 Students</p> <p>Score: 6.2% Not Applicable No Data Prior Year </p>

* Schools that are performing at the most positive value for a metric automatically receive a label of "Improving", even if no change in performance occurred.

* Due to COVID-19 pandemic-related test cancellations and exemptions, Keystone results for 2022-2023 are compared to pre-pandemic (2018-2019) performance; 2018-2019 subgroup data are not included.

College & Career: Every Student Graduates Ready for College and Careers

Goal 4 - Keystone Literature Proficiency, Grade 11

School Code | 2620 School Name | Academy at Palumbo

Keystone Literature: % of Students Proficient or Advanced, Grade 11	Keystone Literature: % of Students Below Basic, Grade 11
<p>All Students 227 out of 245 Students</p> <p>Score: 92.7% NOT IMPROVING -3.7 From Prior Year </p>	<p>All Students 1 out of 245 Students</p> <p>Score: 0.4% MAINTAINING -0.7 From Prior Year </p>
<p>Black / African American 56 out of 61 Students</p> <p>Score: 91.8% Not Applicable No Data Prior Year </p>	<p>Black / African American 1 out of 61 Students</p> <p>Score: 1.6% Not Applicable No Data Prior Year </p>
<p>Hispanic / Latino 30 out of 31 Students</p> <p>Score: 96.8% Not Applicable No Data Prior Year </p>	<p>Hispanic / Latino 0 out of 31 Students</p> <p>Score: 0.0% Not Applicable No Data Prior Year </p>
<p>Multi Racial / Other</p> <p>Insufficient Sample</p>	<p>Multi Racial / Other</p> <p>Insufficient Sample</p>
<p>White 38 out of 43 Students</p> <p>Score: 88.4% Not Applicable No Data Prior Year </p>	<p>White 0 out of 43 Students</p> <p>Score: 0.0% Not Applicable No Data Prior Year </p>
<p>American Indian / Alaskan Native</p> <p>Insufficient Sample</p>	<p>American Indian / Alaskan Native</p> <p>Insufficient Sample</p>
<p>Asian 98 out of 104 Students</p> <p>Score: 94.2% Not Applicable No Data Prior Year </p>	<p>Asian 0 out of 104 Students</p> <p>Score: 0.0% Not Applicable No Data Prior Year </p>
<p>Native Hawaiian / Pacific Islander</p> <p>Insufficient Sample</p>	<p>Native Hawaiian / Pacific Islander</p> <p>Insufficient Sample</p>
<p>English Learners</p> <p>Insufficient Sample</p>	<p>English Learners</p> <p>Insufficient Sample</p>
<p>Students with IEPs</p> <p>Insufficient Sample</p>	<p>Students with IEPs</p> <p>Insufficient Sample</p>
<p>Economically Disadvantaged 147 out of 161 Students</p> <p>Score: 91.3% Not Applicable No Data Prior Year </p>	<p>Economically Disadvantaged 1 out of 161 Students</p> <p>Score: 0.6% Not Applicable No Data Prior Year </p>

* Schools that are performing at the most positive value for a metric automatically receive a label of "Improving", even if no change in performance occurred.

* Due to COVID-19 pandemic-related test cancellations and exemptions, Keystone results for 2022-2023 are compared to pre-pandemic (2018-2019) performance; 2018-2019 subgroup data are not included.

College & Career: Every Student Graduates Ready for College and Careers

Goal 4 - Keystone Overall Proficiency, Grade 11

Goal 5 - Career and Technical Education, Grade 12

School Code | 2620 School Name | Academy at Palumbo

Keystone All Subjects: % of Students Proficient or Advanced, Grade 11

All Students

137 out of 246 Students

Score: 55.7%

NOT IMPROVING

-19.6 From Prior Year



Black / African American

19 out of 61 Students

Score: 31.2%

Not Applicable

No Data Prior Year



Hispanic / Latino

19 out of 31 Students

Score: 61.3%

Not Applicable

No Data Prior Year



Multi Racial / Other

Insufficient Sample

White

21 out of 43 Students

Score: 48.8%

Not Applicable

No Data Prior Year



American Indian / Alaskan Native

Insufficient Sample

Asian

75 out of 104 Students

Score: 72.1%

Not Applicable

No Data Prior Year



Native Hawaiian / Pacific Islander

Insufficient Sample

English Learners

Insufficient Sample

Students with IEPs

Insufficient Sample

Economically Disadvantaged

91 out of 162 Students

Score: 56.2%

Not Applicable

No Data Prior Year



% of 12th Grade CTE Students Meeting Industry Standards

All Students

Insufficient Sample

* Schools that are performing at the most positive value for a metric automatically receive a label of "Improving", even if no change in performance occurred.

* Due to COVID-19 pandemic-related test cancellations and exemptions, Keystone results for 2022-2023 are compared to pre-pandemic (2018-2019) performance; 2018-2019 subgroup data are not included.